

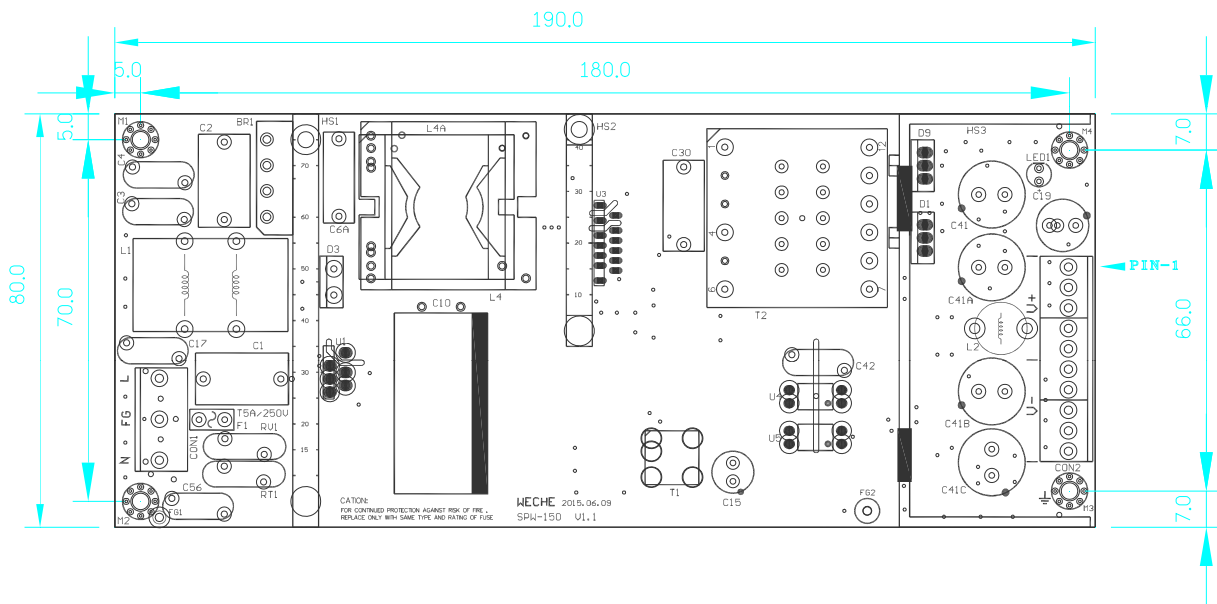
SPW-150 Switching Power Supply

Features :

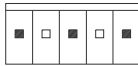
- . Universal AC input / Full range
- . Built-in active PFC function , PF>0.95
- . Protections: Short circuit / OPP / OVP/ OCP / OPT, Auto recover
- . Cooling by free air convection
- . LED indicator for power on
- . The use of energy-efficient integrated IC(Power integrations)
- . Long life, 50,000 hours of design (5.7 years)
- . Dedicated gaming machine
- . Approvals:CE, S-mark

SPECIFICATION

MODEL NO.		SPW-150-12	SPW-150-24	SPW-150-48
OUTPUT	DC VOLTAGE	12V ±5%	24V ±5%	48V ±5%
	MINIMUM CURRENT	100mA	100mA	100mA
	RATED CURRENT (CONTINUOUS)	12.5A	6.25A	3.13A
	PEAK CURRENT (10 min.)	15A	7.5A	3.75A
	RATED POWER (CONTINUOUS)	150W	150W	150W
	PEAK POWER (10 min.)	180W	180W	180W
	RIPPLE & NOISE	80mVp-p	100mVp-p	180mVp-p
	HOLD UP TIME	>16ms(FULL LOAD)		
INPUT	VOLTAGE RANGE	90~265VAC,50-60Hz		
	EFFICIENCY (AVG)	88%	90%	90%
	POWER FACTOR	PF>0.99 @115VAC(FULL LOAD) ,PF>0.98 @230VAC(FULL LOAD)		
	AC CURRENT	2.5A/110VAC,1.5A/220VAC		
PROTECTION	AC IN:undervoltage(UV)	Protection type : Shut down o/p voltage, Auto recover		
	SHORT CIRCUIT(SCP)	Protection type : Shut down o/p voltage, Auto recover		
	OVER VOLTAGE(OVP)	Protection type : Shut down o/p voltage, Auto recover		
	OVER CURRENT(OCP)	Protection type : Shut down o/p voltage, Auto recover		
	OVER LOAD(OPP)	115%~150% rated output power		
		Protection type : Shut down o/p voltage, Auto recover		
OVER TEMPERATURE(OTP)	Protection type : Shut down o/p voltage, recovers automatically after temperature goes down			
ENVIRONMENT	WORKING TEMP.	-10~+60°C		
	WORKING HUMIDITY	20~90% RH		
	STORAGE TEMP., HUMIDITY	-20~+85°C,10~90% RH		
	TEMP. COEFFICIENT	±0.05%/°C (0~50°C)		
SAFETY & EMC	SAFETY STANDARDS	EN60950-1 approved		
	WITHSTAND VOLTAGE	I/P-O/P,I/P-FG:1.5KVAC		
	ISOLATION RESISTANCE	I/P-O/P,I/P-FG:50M Ohms/500VDC/25°C/70% RH		
	EMC	EN55014 class B approved		
OTHER	DIMENSION	190*80*40mm(L*W*H)		
	Weight	0.43kg		



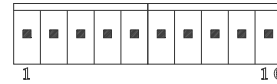
**AC INPUT
CON1**



N G L

Connector : JST
VHR-5N or equivalent

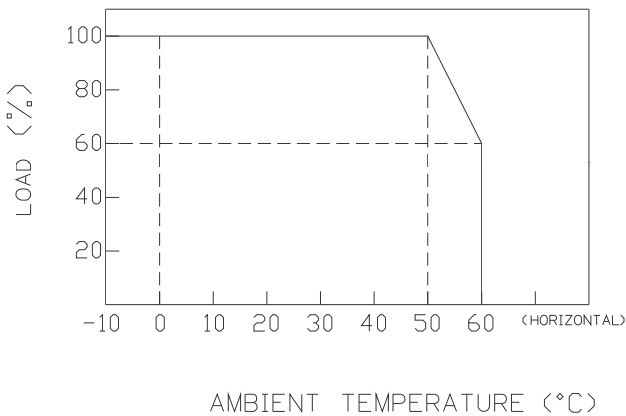
**DC OUTPUT
CON2**



Connector : JST VHR-10N or equivalent

Pin No.	Assignment	Pin No.	Assignment
1	V+	6	V-
2	V+	7	V-
3	V+	8	V-
4	V+	9	V-
5	V+	10	V-

■ Derating Curve



■ Static Characteristics

